



What is Class Dojo?

Previously at St John's, we have predominately used Class Dojo as a behaviour management tool to give out points to the children based on our school values. We are now able to utilise the resource slightly differently as a free and secure communication platform for teachers, pupils and families. This will also allow your child's teacher to offer support and advice if you are learning from home. Many of our school community will be finding this unsettling time a challenge and we want to ensure our home-school communication continues to be as stable as it was prior to school closures.

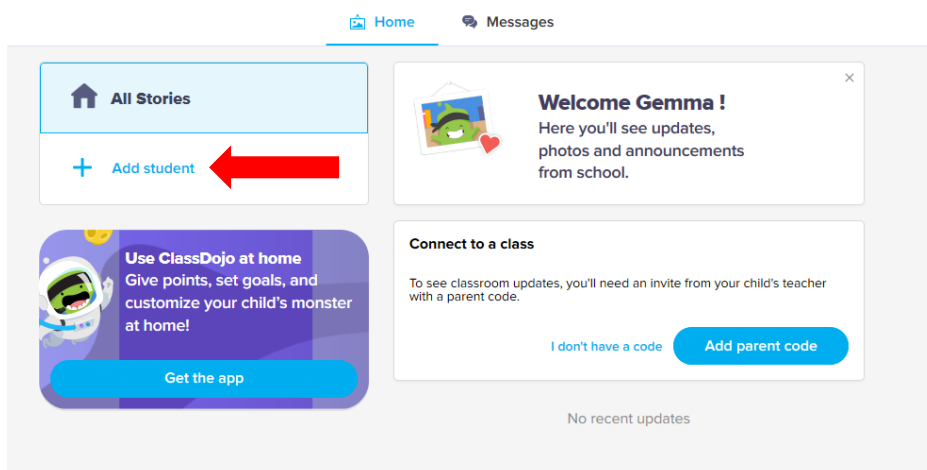
Connecting with your child's teacher on ClassDojo will allow you to do the following:

- Safely message with your child's teacher
- View, like, and comment on the pictures and/or videos that your child's teacher posts to Class Story
- View, like, and comment on the pictures, videos, text entries, and/or drawings that your child posts to their Portfolio

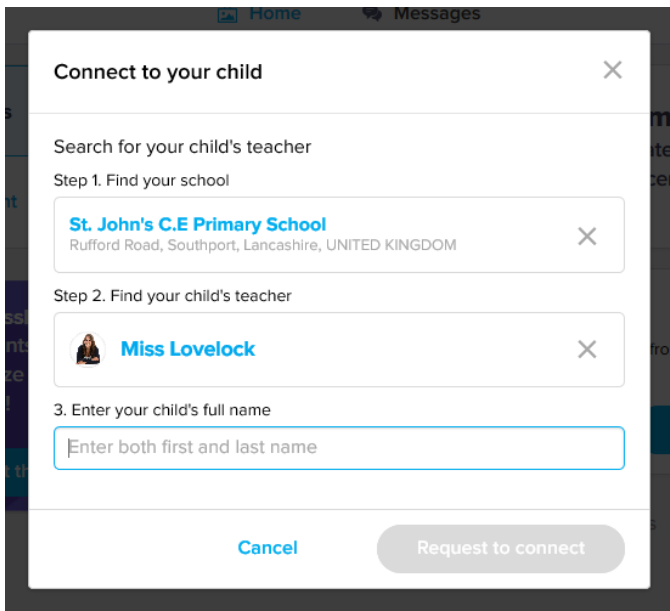
How do I connect with my child's teacher?

To communicate with your child's teacher, you'll first need to create a parent account. You can create your account on the web at home.classdojo.com, or via iOS and Android apps.

Once you have logged in, click + Add student.



You will then be prompted to search for the school and your child's teacher. You will then need to input your child's full name.



Your child's teacher will need to approve your account. Once approved, you are then able to directly message teachers associated with the class.

How can my child connect to their class?

If you are using the iOS app, follow [this link](#).

If you are using the Android app, follow [this link](#).

If your child does not have access to the iOS or Android app, please send a message to the class teacher. They will be able to provide you with a unique code for your child to login.

1. Go to the Class Dojo website
2. Choose 'sign in as student'
3. Click 'enter your class text code'
4. Enter code to join class

Your child will be able to:

- Edit their avatar
- Add photos, videos, drawings and journal entries to a private portfolio
- Safely communicate with their class teacher about their learning
- View class stories. Please note, children are not able comment on class stories

Safety and Privacy

Class Dojo Acceptable Use Policy available [here](#).

Class Dojo Privacy Policy available [here](#).

Class Dojo obtains parental consent directly from a child's parent if the parent (and not the teacher) sets up their child's account, or if a pupil creates his or her own account on ClassDojo, after receiving a unique code from their teacher.

We kindly request parents/carers to adhere to the following acceptable use procedures when using ClassDojo:

- Messages are only sent through ClassDojo Monday-Friday between the hours of 8.00am and 4.00pm in support of work-load and well-being considerations for parents and teachers. Please wait 2 working days for a response before contacting again.

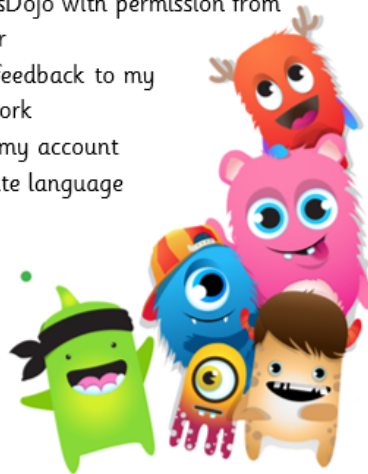
- Class Dojo is only to be used to share your child's everyday experience of learning in and beyond the classroom. Messages to teachers should only be learning-related.
- Any data published on Class Dojo should not be distributed elsewhere, including on social media sites. This is to ensure the safeguarding of staff, pupils and parents/carers.
- ClassDojo is not to be used for parental complaints – please follow our Complaints Policy detailed on the school website. Alternatively, please contact enquiries@stjohnsprimary.co.uk or ring the school office on 01704 227441.

Class Dojo rules for children are also available on the home learning pages on the school website. Please spend time discussing these with your child before using the site.



When I use ClassDojo I will:

- show respect to my teachers and classmates
- be kind and friendly
- tell an adult if something worries or upsets me
- only use ClassDojo with permission from a parent/carer
- give positive feedback to my classmates' work
- only login to my account
- use appropriate language



More support and step-by-step guides are available on the Class Dojo website: <https://classdojo.zendesk.com>